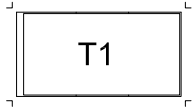
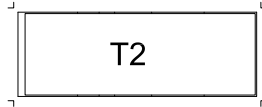


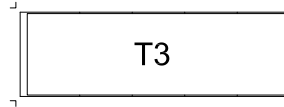
1 ALTURA
(297 mm)
Folha = 327 mm
(Folha = 308 mm)



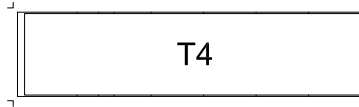
$2 \times 185 + 210 = 580$ mm
Folha = 610 mm



$2 \times 185 + 2 \times 130.5 + 210 = 841$ mm
Folha = 871 mm

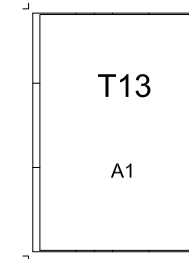


$4 \times 185 + 210 = 950$ mm
Folha = 980 mm



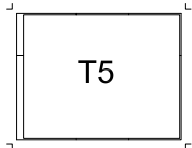
$4 \times 185 + 2 \times 130.5 + 210 = 1211$ mm
Folha = 1241 mm

Folha = 871 mm
 $2 \times 297 + 247 = 841$ mm

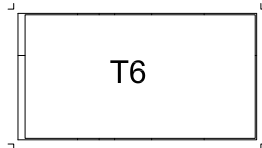


$185 + 128 + 2 \times 64 + 153 = 594$ mm
Folha = 624 mm

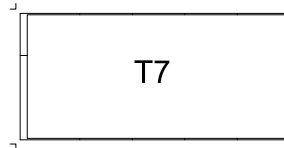
1.5 ALTURAS
(445.5 mm)
Folha = 475 mm



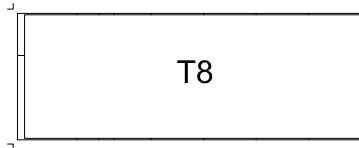
$2 \times 185 + 210 = 580$ mm
Folha = 610 mm



$2 \times 185 + 2 \times 130.5 + 210 = 841$ mm
Folha = 871 mm

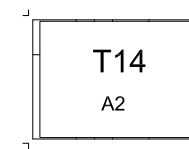
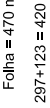


$4 \times 185 + 210 = 950$ mm
Folha = 980 mm



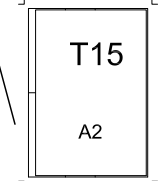
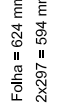
$4 \times 185 + 2 \times 130.5 + 210 = 1211$ mm
Folha = 1241 mm

Folha = 470 mm
 $297 + 123 = 420$ mm



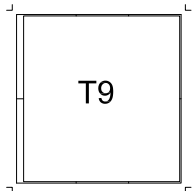
$185 + 128 + 2 \times 64 + 153 = 594$ mm
Folha = 624 mm

Folha = 624 mm
 $2 \times 297 = 594$ mm

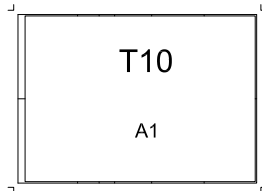


$185 + 105 + 130 = 420$ mm
Folha = 470 mm

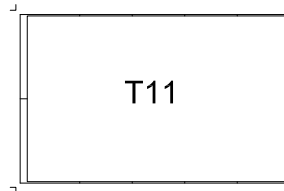
2 ALTURAS
(594 mm)
Folha = 624 mm



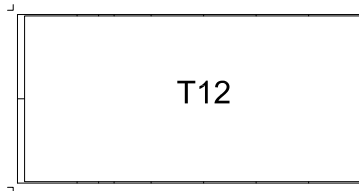
$2 \times 185 + 210 = 580$ mm
Folha = 610 mm



$2 \times 185 + 2 \times 130.5 + 210 = 841$ mm
Folha = 871 mm

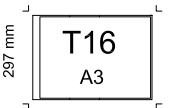


$4 \times 185 + 210 = 950$ mm
Folha = 980 mm



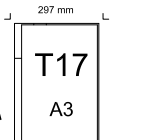
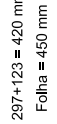
$4 \times 185 + 2 \times 130.5 + 210 = 1211$ mm
Folha = 1241 mm

Folha = 327 mm
297 mm



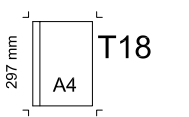
$185 + 105 + 130 = 420$ mm
Folha = 450 mm

$297 + 123 = 420$ mm
Folha = 450 mm



$185 + 44 + 64 = 297$ mm
Folha = 327 mm

Folha = 327 mm
297 mm



210 mm
Folha = 240 mm